



Starting School September 2022



What Do Children Need?

- **Uniform**

- Southill School jumper (with logo)
- white polo shirt – polo shirts are much easier than shirts and blouses
- grey skirt or trousers
- white, grey or black socks
- black shoes – no trainers or sports brands
- Please note - children are not allowed nail varnish



- **PE kit – House colours**
- **Book bag**
- **Drink bottle (water only please)**
- **Wellies to leave in school**
- **Suitable coat/hat/gloves each day**



PLEASE PUT NAMES ON EVERYTHING!

Milk, Snack and Hot School Meals

- School meals are provided and are cooked on site. The meals are free for children in Reception.
- Children in Reception can have milk each day (free for children under 5) with their snack.
- Snack time is a quiet time of the day where we all sit together and chat. Free fruit is delivered each day.



The First Few Weeks

- Learning new routines and finding your way around
- Making new friends
- Finding out about your child to plan their next steps
- Feeling happy and secure





A Day in the Life



- Morning welcome at the blue gate. Time to play with friends.
- Morning welcome in class: self-register and settle on the rug. Visual timetable to share.
- Register, stories and time to talk. Leads in to phonics.
- Outdoor physical session.
- Snack time
- Stories and Independent learning - access to provision
- Time for lunch



A Day in the Life


After lunch carpet time - sharing stories and music.
Afternoons will include a range of activities,
including:

- Welly walks and outdoor learning
- Physical play
- Free play sessions - time to build on our learning
- Finger Fun sessions - developing our fine motor control
- Access to provision
- Whole-school assemblies
- Meeting our Buddies



Continuous Provision


Continuous provision - the resources and opportunities set out to provoke learning through play and exploration.



Preparing your child for school

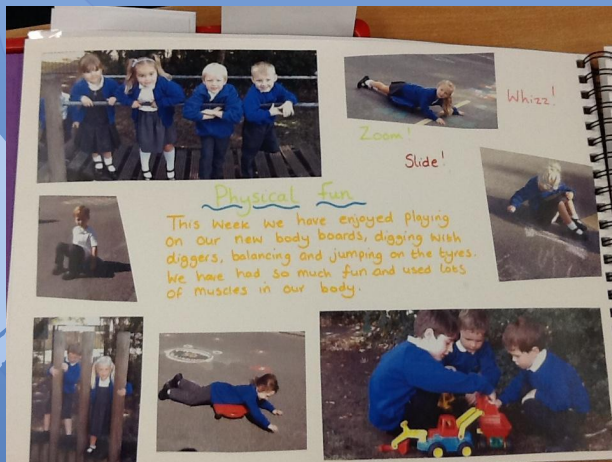
A few ideas:

- Share books and stories together
- Sing songs and nursery rhymes
- Play turn-taking games
- Lay the table together
- Encourage your child to dress/undress themselves
- Encourage your child to manage using the toilet by themselves, including washing their hands
- Talk about school in a positive way
- Play outside together - throw and catch a ball, run and jump, go on a nature walk.



Our Learning Journey

Our Learning Journey will be recorded in many ways - news on the website to share with families and assemblies. We create large floor books to celebrate our journey and to look back over our experiences.



Any questions ...?

Please contact us :

Mr Mason (Headteacher)

p.mason@southill.dorset.sch.uk

Mrs Puddick (Class Teacher)

a.puddick@southill.dorset.sch.uk

School Office

k.sharpe@southill.dorset.sch.uk

